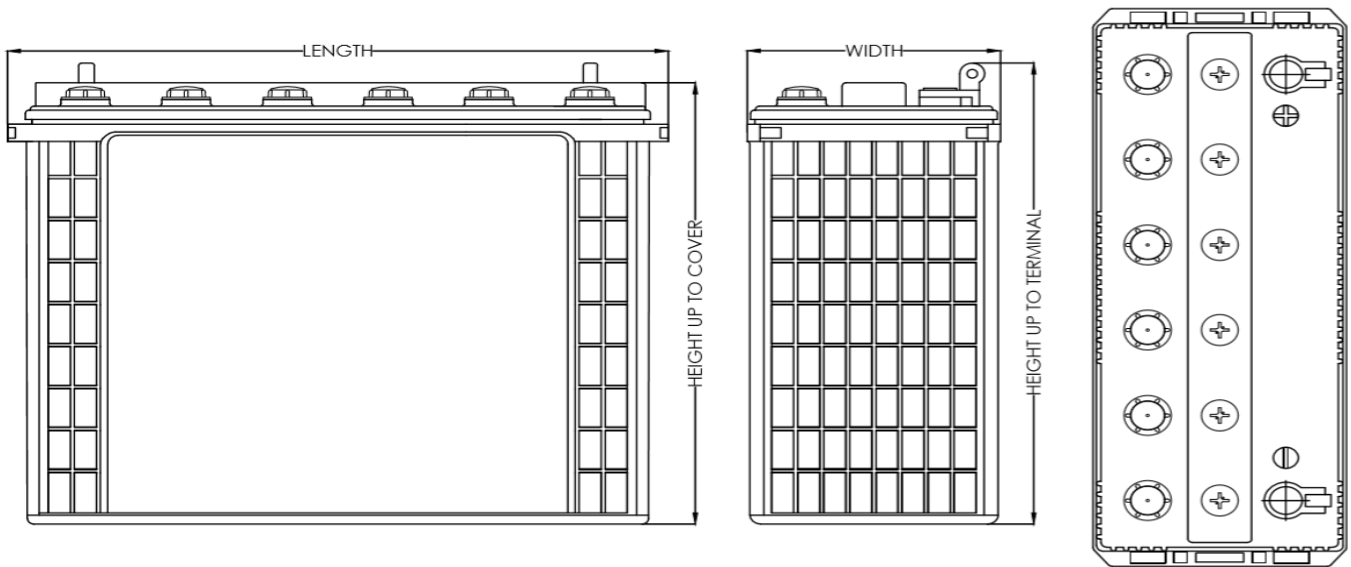


**Built** with superior plate design and high electrolyte volume, **POWER MAXMA** inverter batteries deliver high performance each cycle & are capable to deliver long cycle life. **POWER MAXMA** range of inverter batteries promises uninterrupted supply of electric power for long hours,

**POWER MAXMA** inverter batteries are able to meet frequent deep discharges, ensure reliability over months, needs less maintenance, ensure minimum emission of gasses and no or minimum acid fumes.

FEATURES	ADVANTAGES
<b>PLATE TECHNOLOGY</b>	High performance positive plates made with Advanced Automatic wet filling process to ensure high surface area & consistent paste density throughout the plates. Spines made with Special alloy composition & HADI high pressure die casting machines to ensure defect free Casting with high corrosion resistance.
<b>EXTRA ELECTROLYTE</b>	Extra Tall containers to store 30% more electrolyte to ensure less frequent water topping
<b>HIGH GRADE IMPORTED SEPARATOR</b>	Less electrical resistance, High oxidation resistance, high porosity, High charging efficiency.
<b>CERAMIC WATER LEVEL MANAGEMENT</b>	Optimally porous ceramic level indicator suppress water loss & promote safety along with cleanliness reducing water topping frequency.
<b>ENVIRONMENT FRENDRY &amp; SAFE</b>	Environment friendly and safer as it emits less fumes and absolutely low maintenance.

**BATTERY DIMENSIONS:**



TECHNICAL SPECIFICATION									
Model Nomenclature	Capacity @ C20	Color	Material	Battery Overall Dimensions (± 3 mm)				Battery weight (±5%)	Battery packed weight (±5%)
				Length	Width	Height (Up to Cover)	Overall Height (Up to Terminal)		
TAF220	12V 220Ah	White (case) Black (cover)	Poly-propylene	502	191	397	415	67.5 Kg	70 Kg

ELECTRICAL SPECIFICATION				
CAPACITY (Duration)	CAPACITY AMP-HOURS (Ah)			INTERNAL RESISTANCE
@ 400W	20Hr	10Hr	5Hr	6.0 (mΩ)
315~345 Min	220	185	154	

\*\* All data based on stabilized battery capacity on new battery, under controlled laboratory test conditions

CHARGING INSTRUCTIONS			
BOOST CHARGING (Amp)		TRICKLE MODE CHARGING (mAmp)	
STARTING RATE	FINISHING RATE	MINIMUM	MAXIMUM
22.2	11.1	185	739

CONSTANT POWER DISCHARGE PERFORMANCE**				
MAXIMUM BACKUP DURATION (HH:MM)				
500W	400W	300W	200W	100W
04:15	05:30	07:30	12:00	26:00

\*\* All test data based on stabilized battery capacity on new battery, under controlled laboratory test conditions

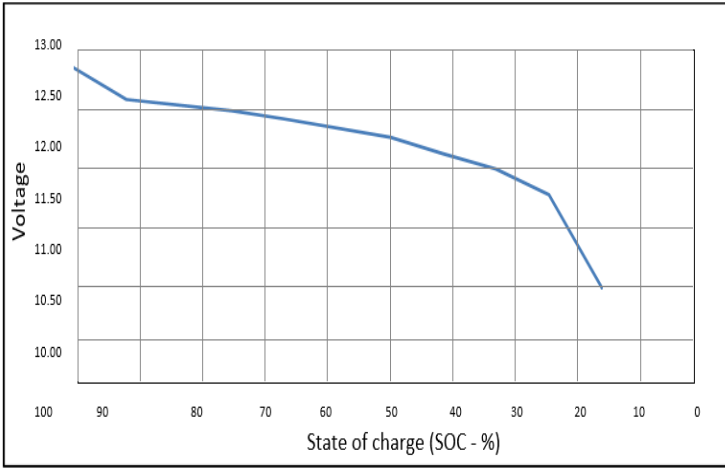
CHARGE CHARACTERISTICS (27°C)	
Cycle Use	Standby Use
14.40 – 15.0V (-40mV/°C), Maximum Current 33A	13.60 - 13.80V (-20mV/°C)

\*Battery to be recharged in CV mode only

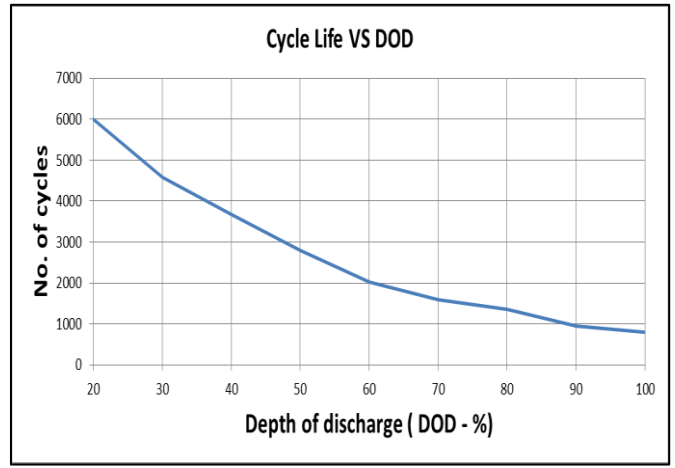
CHARGING TEMPERATURE COMPENSATION	
ADD	SUBTRACT
0.005 Volt per cell for every 1°C below 25°C 0.0028 Volt per cell for every 1°F below 77°F	0.005 Volt per cell for every 1°C above 25°C 0.0028 Volt per cell for every 1°F above 77°F

OPERATIONAL DATA			
OPERATING TEMPERATURE		SELF DISCHARGE	
-4°F to 113°F (-20°C to +45°C). At temperatures below 32°F (0°C) maintain a state of charge greater than 60%.		Less than 3% per month at 20°C temperature conditions.	
Rated Capacity at ambient temperature	As per formula: Ct=C27{1+0.0043(t-27)}	Self-Discharge	Conforms to IS13369-1992

**STATE OF CHARGE CHARACTERISTICS**



**TYPICAL DOD Vs LIFE CYCLE**



Dimensions are based on nominal size. For tolerances refer above the table  
 Disclaimer: Specifications may change due to continual improvement and change in product design.